

The BID sensor is designed to detect movement inside the vehicle. The detection ranges can be adjusted from 1.6 ft to 32.8 ft. The ideal sensor offers 360 degrees of protection for many types of vehicles including truck beds, motor homes, Rv's, etc.

The sensor works with 12v power and requires 17 seconds power up time before it begins detecting the movements. During this period the red LED indicator will be constantly ON, and the sensor can not detect movements or output signal.

STOPS THEFT BEFORE IT HAPPENS

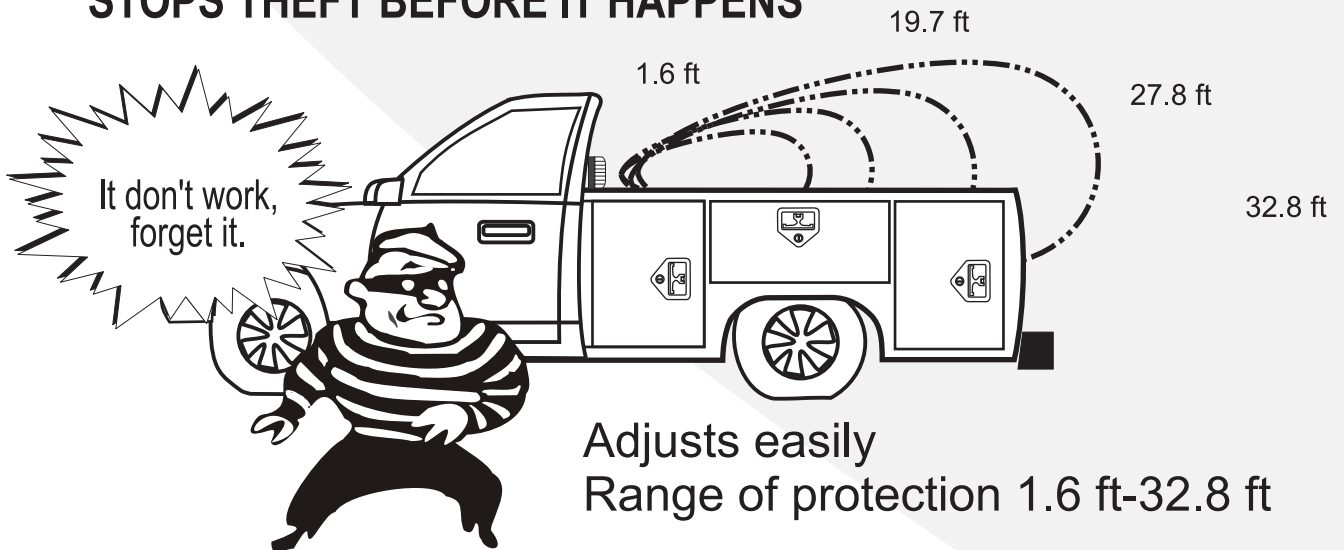
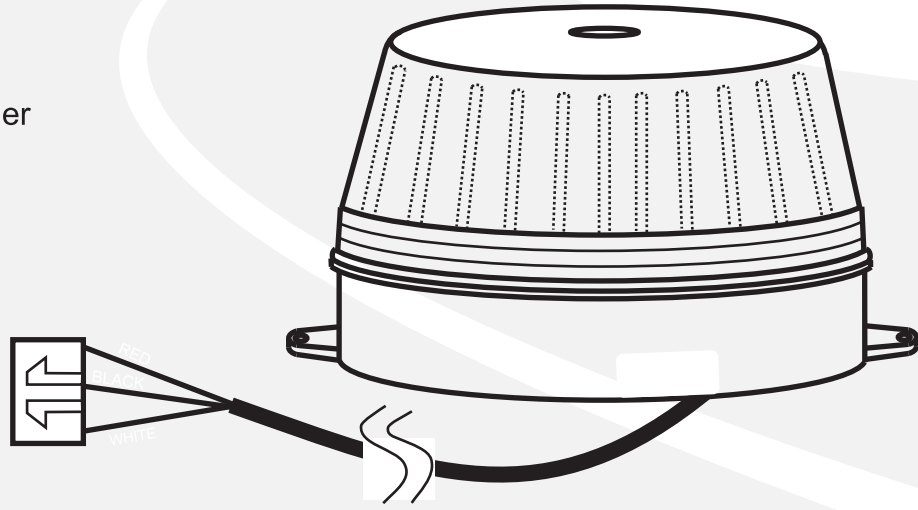


Diagram of detection range when installed on metal plate. Detection range is 360 if not installed on a metal plate.



Red: +12v Power
 Black: Ground
 White: Warning Away Trigger

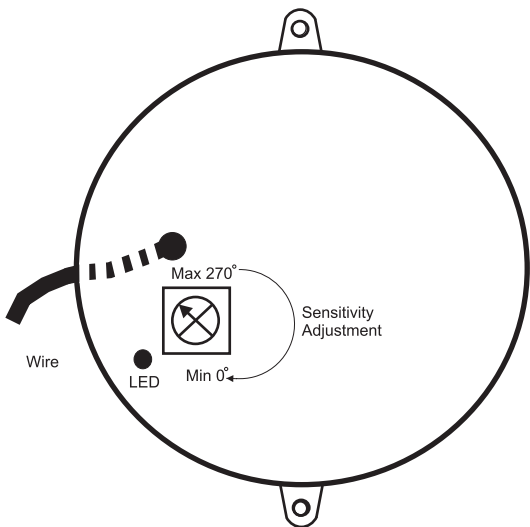


OUTPUT:

Adjust VR to adjust the detection range from 1.6 ft-32.8 ft. When triggered, the LED will be ON and the white wire will output a one second signal.

LED Indicator:

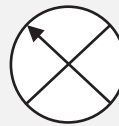
Red LED constantly on: System in 17 second power up
 Red LED on: Interior Zone Trigger



Sensitivity

Range of Detection

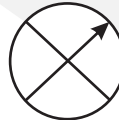
Min 0



VR

1.6 ft

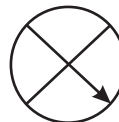
1/3 Turn 90



VR

19.7 ft

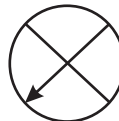
2/3 Turn 180



VR

27.8 ft

Max 270



VR

32.8 ft

